



**Child Care Resource & Referral
of Southeast Georgia at Savannah
Child Care Supply and Demand Report
2007**

Region 14: serving Bryan, Bulloch, Camden, Chatham,
Effingham, Glynn, Liberty, Long and McIntosh Counties

Child Care Resource and Referral of Southeast Georgia is funded, in part, by Bright from the Start: Georgia Department of Early Care and Learning Federal Child Care & Development Block Grant Funds.

Region 14

Child Care Facility Type and Availability of Child Care

Family and Group child care facilities comprise 71% of the registered and licensed child care facilities located in the nine county region of southeast Georgia (Figure 1 & Figure 2).

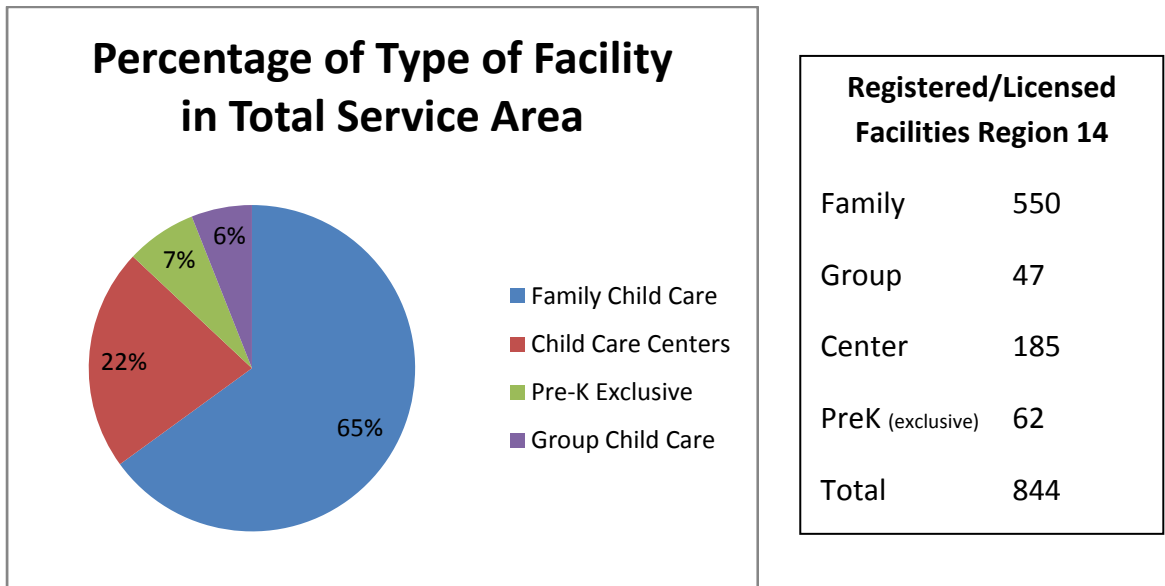


Figure 1: Data from Bright from the Start and the CCRR NACCRRAware database.

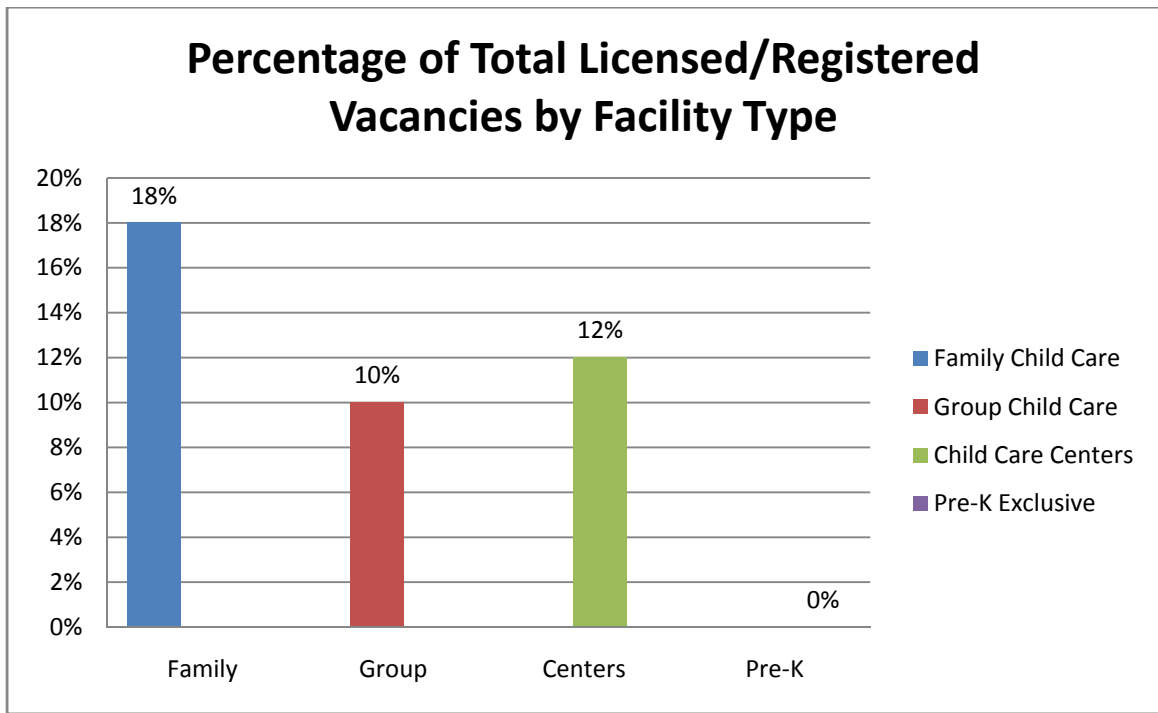


Figure 2: Data from Bright from the Start and the CCRR NACCRRAware database.

Child care centers provide the majority of the capacity for child care in the region accounting for 76% of the child care spaces (Figure 3).

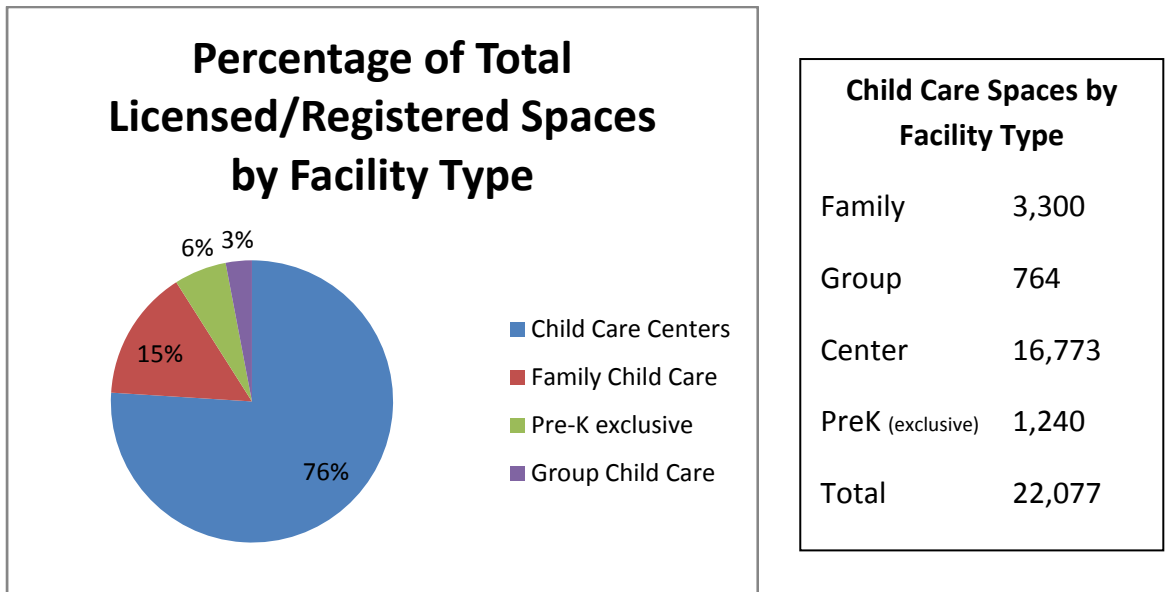


Figure 3: Data from Bright from the Start and the CCRR NACCRRAware database.

Registered family child care homes comprise the majority of the child care facilities in the region and account for the highest percentage of open child care spaces or vacancies in the region (Figure 4).

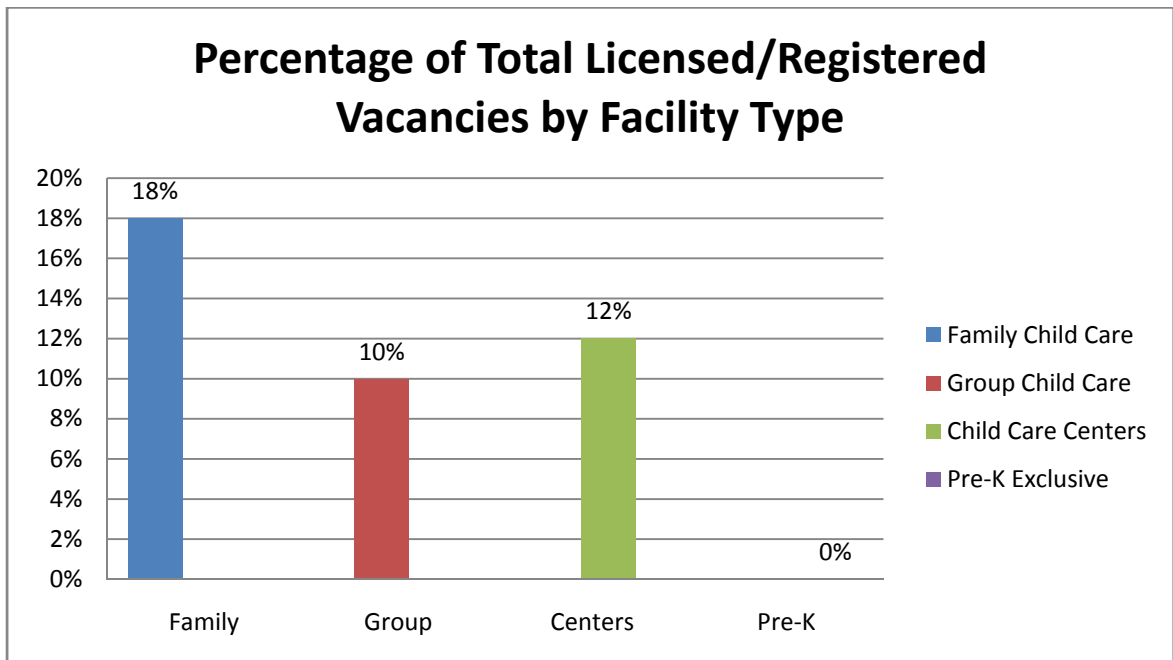


Figure 4: Data from the CCRR NACCRRAware database as reported by child care facilities.

Liberty county at 20% and Camden county at 18%, have the highest percentage of provider reported vacancies in the region. Chatham county child care facility vacancies for all facility types is reported at 13% while Bryan and Bulloch counties report the lowest vacancy rates at 5% and 2% respectively (Figure 5).

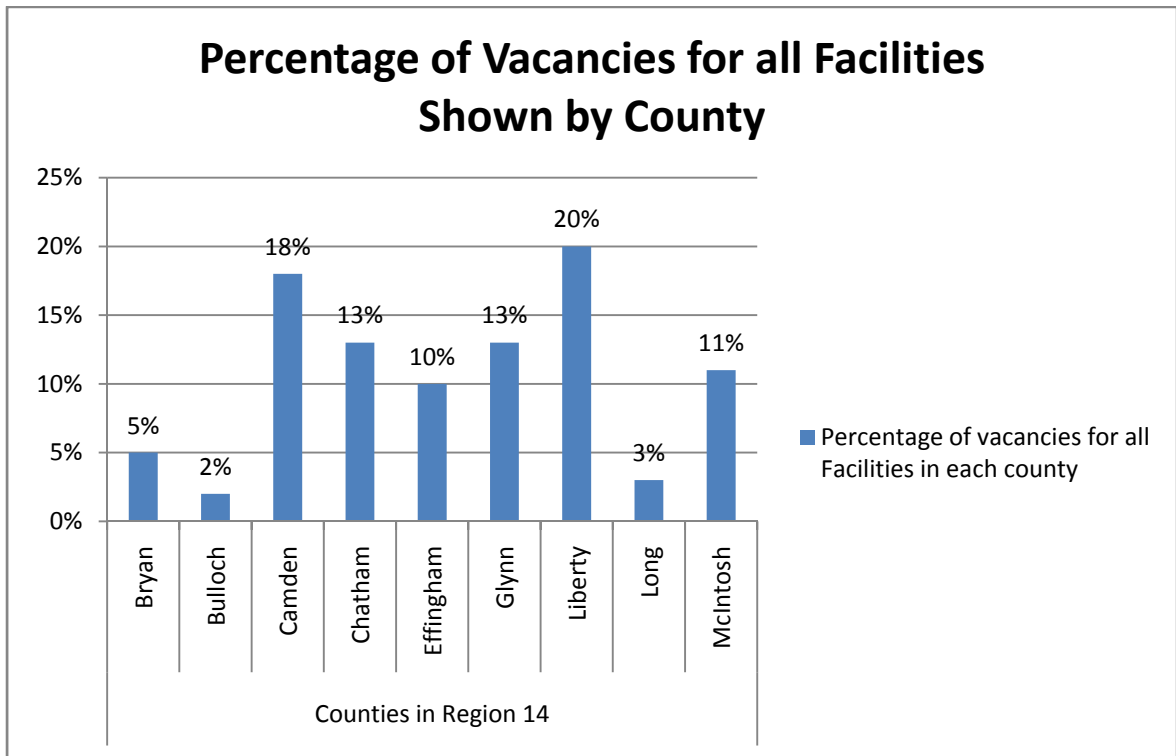


Figure 5: Data from the CCRR NACCRRAware database as reported by child care facilities.

Region 14

CCR&R Requests for Care

Families in Region 14 are most often requesting care in family child care homes; 74% of requests. Child care centers are requested in 69% of the child care referral requests received by the CCR&R (Figure 6).

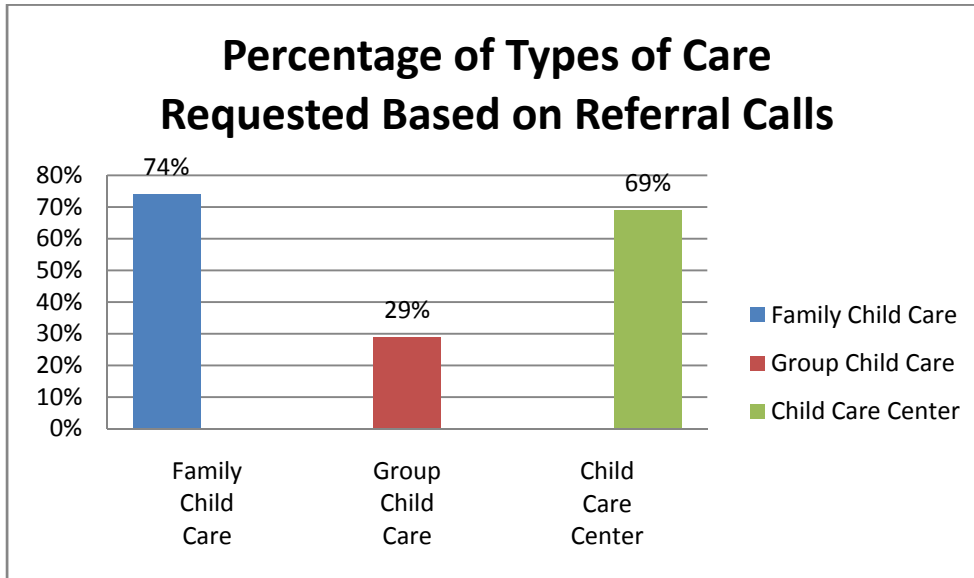


Figure 6: Data based on actual referral request and obtained from the CCRR NACCRRAware database.

Percentages exceed 100% due to family requests including multiple types of care.

Families utilizing the Resource and Referral child care referral services are seeking full-time care in 99% of the referral calls (Figure 8). The majority of families are seeking care during what is considered the traditional work week, Monday through Friday (Figure 7).

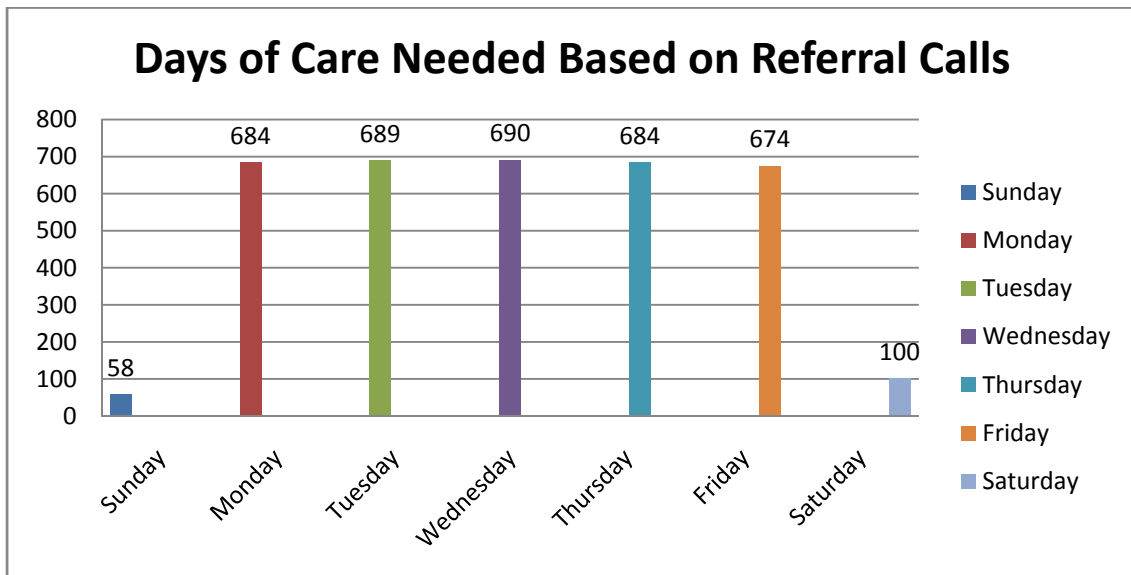


Figure 7: Data based on actual referral request and obtained from the CCRR NACCRRAware database.

Percentage for Full/Part-Time Care requested based on Referral Calls

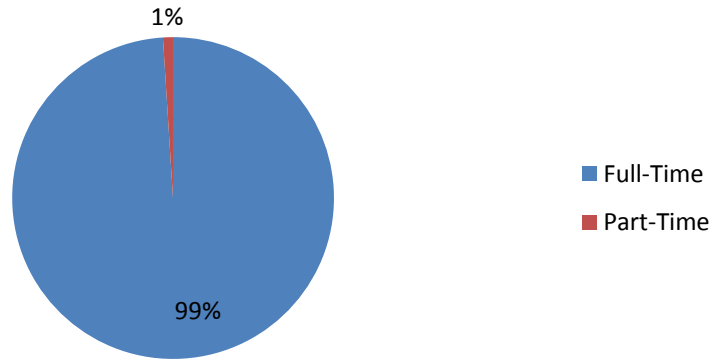


Figure 8: Data based on actual referral request and obtained from the CCRR NACCRRAware database.

Georgia Women in the Labor Force and Children Potentially in Need of Care Outside the Home

According to the US Census Bureau's 2006 American Community Survey, 283,454 women in Georgia have children under the age of 6 and are in the workforce (Figure 9). 62 % of children under the age of 6 are potentially in need of child care (Figure 11).

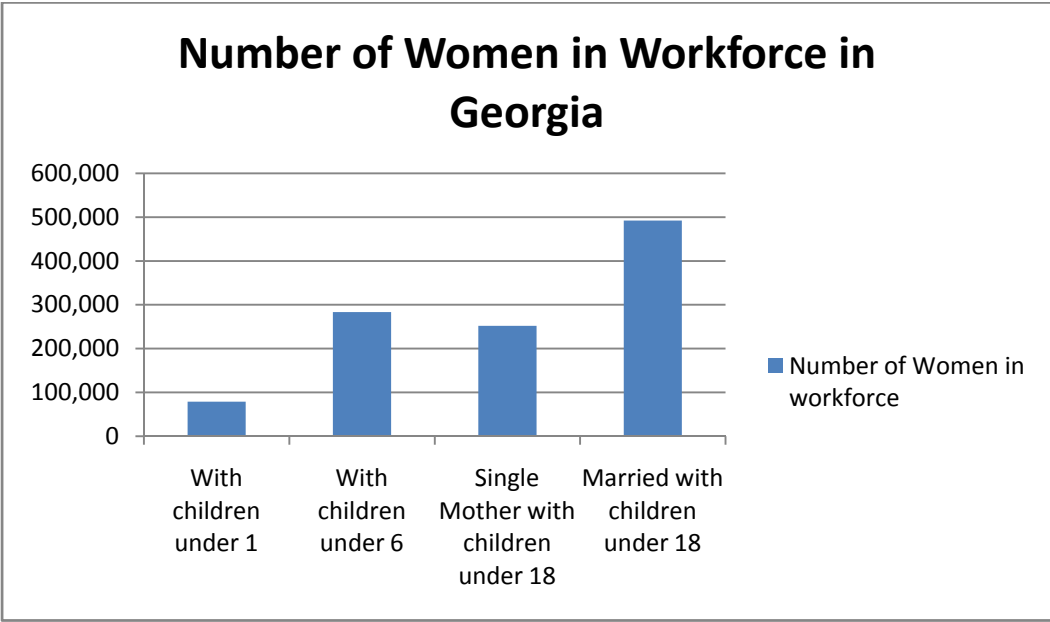


Figure 9: Reported by NACCRRRA; based on the US census Bureau's 2006 American Community Survey.

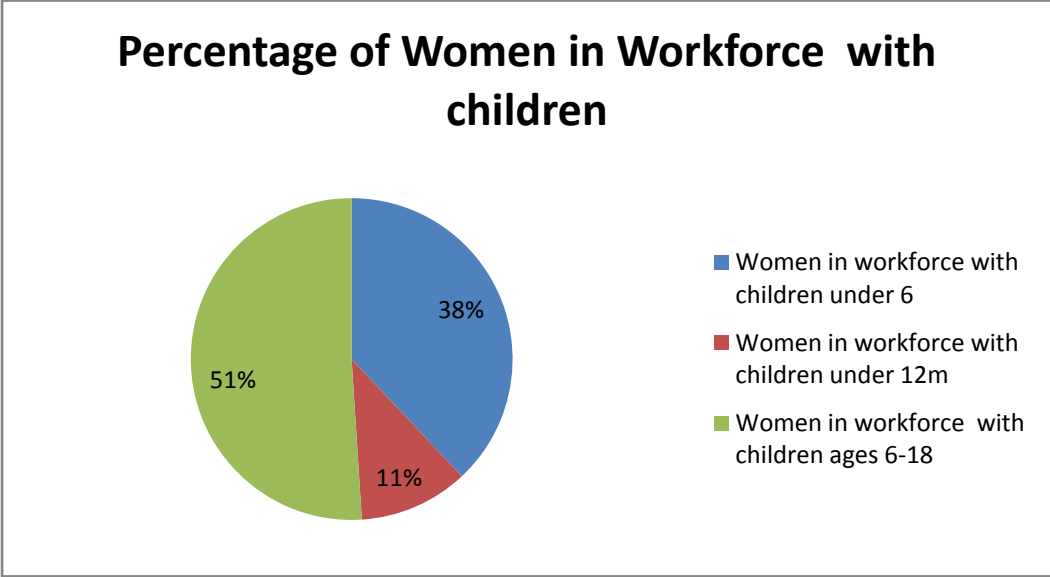


Figure 10: Reported by NACCRRRA; based on the US census Bureau's 2006 American Community Survey.

Percentage of Children under Age 6 Potentially Needing Care in GA

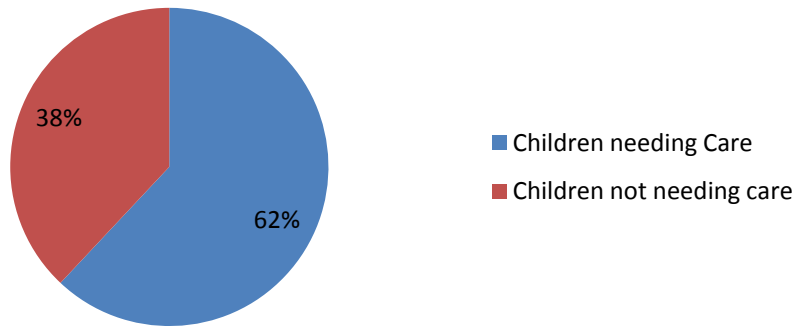


Figure 11: Reported by NACCRRRA; based on the US census Bureau's 2006 American Community Survey.

Region 14 Child Demographics

The 2000 US Census Data reported 44,209 children under the age of 5 years residing in the counties of Bryan, Bulloch, Camden, Chatham, Effingham, Glynn, Liberty, Long and McIntosh Counties (Figure 12 & Figure 13).

Percentage of Children by County

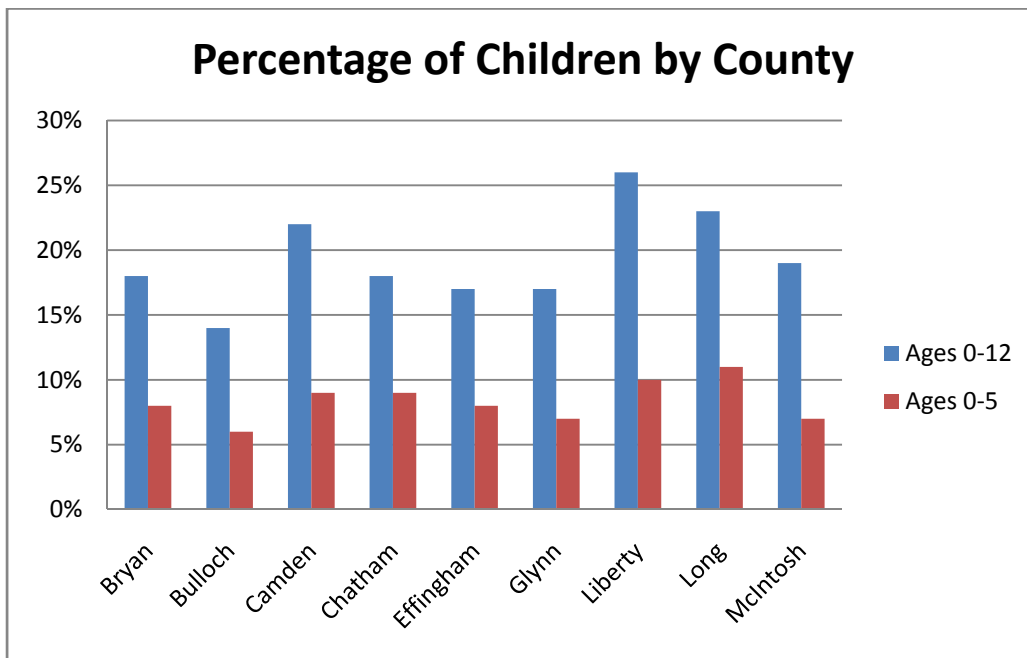


Figure 12: 2000 US Census Data; Source: www.census.gov

Region 14 Demographics

County	Population	Children 0 to 12	Children Under 5
Bryan	28,549	5034 (17.6)	1964 (6.9%)
Bulloch	61,545	8883 (14.4)	3,894 (6.3%)
Camden	45,759	10,206 (22.3)	3,872 (8.5%)
Chatham	238,410	42442 (17.8)	18,170 (7.6%)
Effingham	46,924	7970 (16.9)	3,261 (6.9%)
Glynn	71,874	12,089 (16.8)	5,057 (7.0%)
Liberty	57,544	15,205 (26.4)	6,484 (11.3%)
Long	11,083	2577 (23.3)	802 (7.2%)
McIntosh	11,068	2129 (19.2)	705 (6.4%)
TOTALS	572,665	106,535 (19.4)	44,209 (7.6%)

Figure 13: 2000 US Census Data