



Dear Child Care Providers and CCR&Rs:

Fall 2019 has arrived, but many of us at DECAL are already focusing on Winter 2020. That's the season of the December 31, 2020 deadline for eligible providers to earn a Quality Rated star rating in order to continue receiving Childcare and Parent Services (CAPS) funding. We are committed to helping every program reach this important goal.

As of September 30, 2019, 57% of the providers who need to be Quality Rated have either received a star rating or are ready to be rated. With the deadline just 14 months away, DECAL will devote considerable resources to the remaining 43% of eligible providers. We will utilize our internal resources and external partners to support us in these efforts. Their messages will emphasize the importance of earning a star rating by the deadline, explain what's involved and keep the families receiving CAPS informed about the process and the impact it will have on the quality of available child care.

Our internal DECAL teams are organizing processes, outreach, and assistance for providers and families. Within the Quality Innovations & Partnerships unit (QIP), the Quality Rated team is building capacity to advise providers, to process the high volume of portfolios, and to conduct the onsite assessments necessary to complete all ratings by the 2020 deadline. The Early Education Community Partnership Coordinators (EECP) will serve as key messengers and ambassadors for DECAL, working in six regions around the state to consult with, partner, and recruit providers, and to explain the urgency of the deadline and the value of being Quality Rated to families and community groups. Beyond QIP, DECAL's CAPS, Child Care Services (CCS), and Instructional Support divisions, who have extensive and regular face-to-face contact with eligible providers, will be instrumental in helping them to understand the Quality Rated process and benefits, and in ensuring that all requirements and compliance measures are aligned.

Externally, CCR&Rs will play crucial roles in the run-up to the deadline. As the main boots on the ground, they'll work closely with unrated providers, delivering coaching and technical assistance on setting manageable internal deadlines that will keep them on track for meeting the star rating prerequisites. They will also provide other needed support, such as help with completing portfolios and scheduling onsite evaluations. Additionally the CCR&Rs will be key liaisons between DECAL and existing Quality Rated providers regarding any changes in processes and schedules for re-ratings that are conducted during the 2020 deadline year. We will also collaborate with the Georgia Family Connection Partnership and the Department of Education to disseminate information and updates about the 2020 deadline, and to amplify messages to providers and families related to Quality Rated.

There's a lot at stake with the 2020 deadline—not just for the providers, but for the many teachers, children, families, DECAL staff, and community partners who're potentially impacted. By approaching it as a common goal and working hand-in-hand in this unified way to help achieve it, we're giving everyone involved the best possible chance for success.

Sincerely,



Commissioner Amy M. Jacobs

INSIDE:

- Georgia's Pre-K Program 2019-2020 Teachers of the Year
- Letter from DECAL's Legal Department—CRC
- GAEYC TA Specialist of the Year
- Quality Rated Program Recognition
- Quality Rated Endorsements
- Fun Fall Activities
- South East Region Training News

Georgia's Pre-K Program 2019-2020 Teachers of the Year

DECAL and the Georgia Foundation for Early Care + Learning have named the 2019-2020 Georgia's Pre-K Program Teachers of the Year. The recipients are Heather Williams of the Central Georgia Technical College Child Development Center in Warner Robins/Houston County, and Johnathon Hines of Barack H. Obama Elementary School in DeKalb County.

Each year, DECAL names two teachers, one from a public school system and one from a private child care learning center. The teachers will serve as ambassadors for Georgia's Pre-K Program, making presentations, attending meetings and conferences, and modeling effective classroom practices.

Pre-K lead teachers who have taught as a lead teacher in a Georgia's Pre-K class for a minimum of three years are invited to apply for Teacher of the Year. The application is posted on the DECAL website in February. Applicants must also meet Georgia's Pre-K credential and Professional Development System requirements and plan to continue as a lead teacher for the coming year. They must also be employed by a Georgia's Pre-K Program provider in good standing with all programs administered by DECAL (Pre-K, Child Care Services, Childcare and Parent Services [CAPS] and Nutrition Services).

In May 2019, six finalists for Georgia's Pre-K Program Teacher of the Year were announced, each receiving \$500. This fall, all of them were interviewed and underwent an extensive classroom evaluation. The 2019-2020 Georgia's Pre-K Program Teachers of the Year were each presented with checks for \$7,500 from the Georgia Foundation for Early Care + Learning, which includes \$2,000 for their school, \$2,500 for their classroom, and \$3,000 for themselves. The awards are funded annually by the Naserian Foundation.

The Pre-K Teacher of the Year program serves as an opportunity to recognize and honor outstanding Pre-K teachers who are committed to ensuring that Georgia's children have a great Pre-K experience.

Letter from DECAL's Legal Department—Criminal Background Checks

Good Day,

To ensure you are compliant with comprehensive background checks you should do three things: know where to find everything CRC on the DECAL website, keep a copy of the new CRC phone tree, and record all DECAL e-mail addresses in your e-mail address book to avoid the emails going to your spam account, as shown below.

There are several changes coming with CRC's. You will find the updates on the DECAL website. We are going to reduce the CRC process from 3 steps to 2 steps. Instead of the RAP process (Register in Gemalto, Application in Koala, and Printing) the process will become 2 steps AP process (Application in Koala and Print). Decal is working to have an interface between Koala and Gemalto so that the information in your Koala application will be electronically transferred to Gemalto and Gemalto will send back a Registration I.D. This will simplify the process and ensure DECAL has an application in Koala for everyone printing.

You may have noticed that when you call the CRC unit, we now have an automated phone system. If you follow the prompts you will reach the person directly that can answer your questions. You can find the phone tree at www.decals.ga.gov, click on the second green box at the right Criminal Records Check, scroll to the bottom of the page, look under the documents tab for the phone tree.

DECAL correspondence primarily comes via e-mail. All correspondence is sent from 10 decal emails ending with @decals.ga.gov. I have talked to several providers recently whose internet provider has marked DECAL correspondence as spam. You can find the 10 e-mail addresses under the same document tab above to add to your address book.

Thank you,

Glen Clardy

Monica Natoli: GAEYC Technical Assistance Specialist of the Year



We are so proud to announce that one of our CCR&R Team Members has won the GAEYC Technical Assistance Specialist of the Year award! Monica Natoli, PLC Coordinator, was recently honored with this award at the 2019 GAEYC Conference. Monica is shown in the center of this photo, alongside Katy Gregg (left), Current President of GAEYC, and Jennifer Cluley (right), President-Elect, who will begin her term in January.

The GAEYC Technical Assistance Specialist of the Year award is given to an outstanding individual who works individually with child care centers and/or family child care homes to help them improve the quality of their care. Monica was acknowledged for her individualized approach to working with programs, and for creating positive and caring relationships with teachers and administrators of the programs that she serves.

Recipients of the GAEYC Technical Assistance Specialist of the Year award must meet the following criteria:

- Outstanding work with child care centers and/or family child care providers to assist them in improving the quality of their child care program
- Well versed and up-to-date on child care rules and regulations, developmentally appropriate practices, NAEYC accreditation standards and criteria, and available quality improvement designations, such as but not limited to NAEYC Accreditation, Quality Rated, and other accreditations
- Relates well to a variety of people, demonstrates sensitivity to cultural differences, and customizes technical assistance to meet the individual improvement needs of each program
- Provides technical assistance that enables the child care program to understand best practices and make decisions on their own to sustain quality improvement changes after the TA has ended.



South East Region: Quality Rated Program Recognition



Congratulations to Our Newest Quality Rated Programs!

Angela Adams—Camden
 Angel Learning Center—Bryan
 Angel Learning Center—Chatham
 B&S Academy and Preschool—Chatham
 Carol's Kidz Early Care and Learning—Lanier
 CJ's Learning Academy 1—Chatham
 Linda Davis—Glynn
 Janice Halston—Chatham
 Happy Haven Day Care 2—Monroe
 La Tange Jones—Wilkinson
 Kids Crossing—Laurens
 Kidz Express Inc.—Wayne
 KidzPlace Child Development Center—Chatham
 Little Angels at Smarr—Monroe
 Little Angels Learning and Daycare Center—Monroe
 Bernice Roberson—Washington
 Priscilla Todd—Chatham
 Wee Tot's Academy LLC—Chatham
 West Broad Street YMCA Early Learning Center—
 Chatham
 YMCA Childcare Plus—Chatham

Congratulations to Our Quality Rated Programs that Maintained or Increased their Ratings!

1 Love Childcare & Learning Center—Screven
 Wilma Brown—Liberty
 Childcare Network #12—Lowndes
 Childcare Network #22—Chatham
 Betty Dye—Lowndes
 Early Scholars University—Chatham
 K.I.D.S. Kingdom—Laurens
 Kid's World Learning Center—Bulloch
 Kidz Kountry Daycare—Brantley
 Kreative Kidz Academy—Lowndes
 Kuddles and Huggs Learning Academy—Lowndes
 Keisha Mathis—Lowndes
 Barbara Morman—Liberty
 Pookie Bear Learning Center—Chatham
 Karyn Raulerson—Lowndes
 Richmond Hill Montessori Preschool—Bryan
 Shining Star Learning Center—Montgomery
 Stepping Stones Child Learning Center—Effingham
 The YMCA A.V. Kennedy Learning Center—Ware
 Gennatt Williams—Lowndes

In December 2016, the DECAL Advisory Committee adopted the following:
*Quality Rated eligible providers must be star rated **by 12/31/2020** in order to continue to receive
 Child Care and Parent Services (CAPS) funding.*

The process to become Quality Rated usually takes 15-18 months from the day you start receiving technical assistance from the CCR&R to the day you become rated. However, if you are trying to become Quality Rated in order to maintain your ability to receive CAPS funding, the process will be expedited and you will receive shorter amounts of technical assistance. Your dedication to making the necessary changes to improve your program's quality will determine your star rating.

Contact your CCR&R to get started on your *Quality Rated* journey TODAY!

South East Region: Quality Rated Endorsements

“Working with Savannah Technical College on our *Quality Rated* renewal was essential in our success for maintaining our 3-Star rating. Our Technical Assistant, Jessica Boshuizen, was incredible in working with administration and teachers, assisting our program to accomplish our assessment with desired results, and making sure program wide implementation was continued.”

(Pictured right: Kid's World Learning Center Leadership Team)
Michelle Smith Lank, Owner/ Director
Kid's World Learning Center
Bulloch County



“From the very start of my childcare, my goal was always to make it about the children, make sure they're taught, they're happy and they're fed and to have the best daycare. We feel that *Quality Rated* has truly helped us to achieve that goal.”

(Pictured left: Shirley's Kiddie Kollege Staff)
Shirley Wilson, Director
Shirley's Kiddie Kollege
Chatham



Jessica expressed to her TA that this was a life changing experience from the last time they were rated. She felt like she and her team learned a lot of new information. She appreciated the help that Rosalind and Jeneine gave no matter what time of day it was to encourage her and her center through the process. It was a lot of work but well worth the process.

(Pictured right: Jessica Gloster)
Jessica Gloster, Director
Childcare Network #12
Lowndes



“Our *Quality Rated* process was wonderful. Our Technical Assistant Coordinator recognized our sincere desire to provide the best experiences possible to the children in our care. She provided us step-by-step guidance on how to improve our centers' overall day-to-day experiences. Under *Quality Rated* advisement, we achieved our goal and are now proud to say we are **Three Stars**. If you want something bad enough, you will work for it! We put in the work and I am so proud of my staff, my center, and our accomplishments. Not only have the children in our care learned from the intentional teaching methods, but we as childcare providers have learned as well. I advise everyone to become *Quality Rated*. It is a wonderful experience. We here at the center look forward to continuing to use our skills and providing quality care for each of our priceless little ones.”



Shevella Young, Owner
1 Love Childcare and Learning Center
Screven

South East Region: Quality Rated Endorsements - Continued


“Jesus, I am so HAPPY!!! I am so grateful for my 3 Stars. I was enjoying working with students and the new level. Thank God for Ms. Cathy and Mrs. Allison working with me patiently and faithfully. It’s a joy to make a positive impact on the student’s lives and increasing their skills for school readiness. I am willing to be an Ambassador to other early childhood professionals.”

(Pictured left: Wilma Brown)
 Wilma Brown, FCC Provider
 Liberty



“A lot of people told me not to change and not to do it. But I thank God for y’all and that y’all stuck with me. It was a rough road but I was determined to be *Quality Rated*. Now, I’m two stars and the first family provider in Washington County to be *Quality Rated*!”

(Pictured right: Bernice Roberson)
 Bernice Roberson, FCC Provider
 Washington



Fun Fall Activities



LEAF PRINTING

CD-CR.2.2a- Experiments with a variety of materials to express individual creativity.

CD-CR.2.3a- Uses a variety of tools and art media to express individual creativity.

WHAT YOU NEED:

- large sheets of paper
- washable paints in fall colors
 - red, orange, yellow, green and gold
- fall leaves collected from outside

Allow children to collect 3 or 4 leaves each. Children will then have the option to use them to stamp and create patterns. Provide two colors of paint and show the children how to use the leaves to mix the paints on the paper. The leaves create a cool design on the paper as the colors mix together. This activity can also be done by partnering younger and older children, to encourage collaboration.

Source: <https://www.simplykinder.com/fall-color-process-art/>

Open Ended Questions

Comment on what is happening and ask questions such as:

“Look, the paints are mixing together on your paper. They are making different colors.”

“What do you think will happen if you add another color to your painting?”

“Are your leaves the same or different? What makes them the same/different?”

Tier 2 Words

Admire: To like the way something looks

Collect: To get things together; pick up things that belong together

Identical: The same in every way; exactly the same

Variety: Different kinds of one thing

Fun Fall Activities (Continued)

RECIPES FOR FUN!

Instead of always putting tempera paint or watercolors out for the children to paint with, allow them to experiment with different textures of paint with these easy recipes:

Source: STEM: Making Connections in Learning. 2017. Children's Home Society of California. More information available at www.chs-ca.org. (Pictured right.)

SALT PAINT

Stir regular table salt into liquid tempera for a thick, sandy paint.

GLUE PAINT

Make a simple pencil drawing on paper. Mix 1 teaspoon of black acrylic paint with 3 teaspoons of white glue. Stir in. Spoon the black glue into a small plastic bag. Snip a tiny hole in one corner. (Instead of the plastic bag, clean out an old glue bottle with warm soapy water and fill it with the black glue to make application easier). Squeeze the glue along the outline of the painting. Let it dry.

Use watercolor paints to color in the shapes you outlined with the black glue.

BUBBLE PAINT

Put 10 spoonfuls of tempera paint, 1 spoonful of dish soap, and 1 spoonful of water into a small bowl. Stir. Put a straw in and blow gently. When the bubbles rise 1/2" to 1" above the rim of the bowl, curl a piece of paper and gently touch it to the bubbles. Don't let the paper touch the rim of the bowl. Lift the paper up to see the bubble painting. Let it dry, then add another color. (Helpful Hints: If it's difficult to blow good bubbles, add one more spoonful of water. If the bubbles are a very light color, add one more spoonful of paint).

Edible Paint: To make the paint you will need: 2 cups of cornstarch, 1 cup of cold water, 4 1/2 cups of boiling water, and food coloring. Mix the cornstarch with the cold water and stir. Pour in the boiling water, making sure you stir between each cup. Continue to stir until the mixture melts and begins to have a smooth pudding-like consistency. Pour the mixture into small mason jars and stir food coloring into each jar. Allow it to cool before use.

Edible Glue: To make this glue you will need 1 cup of flour, 1/2 cups of water, 1/3 cup of sugar, and 1 teaspoon of vinegar. In a saucepan mix 1 cup of flour with 1/3 cup of sugar. Add half of the water required and mix into a thick paste without clumps. Pour in the rest of the water and combine until the paste is smooth. Pour one teaspoon of vinegar and put on medium heat until the mixture starts to thicken. Cool and transfer to jar or an airtight plastic container. Store it in the refrigerator for up to six months.



PUMPKIN PIE CRAFT

You'll need:

- Large paper plate
- Orange tissue paper—cut in small squares
- Brown card stock—cut in small rectangles
- Glue
- Scissors
- Stapler
- Cotton balls

Put glue all over the paper plate and have the child glue as many orange tissue paper squares on the plate as he/she would like. Once dry, help the child staple the brown rectangles to the edge of the plate and the child can add cotton balls (as whip cream).

Fun Fall Activities (Continued)

PAINTING WITH GOLF BALLS—FOR TODDLERS

You'll need:

- cardboard box
- white paper or card stock
- paint
- golf balls

Put a piece of paper or cardstock into the bottom of a cardboard box. Dribble tempera paint onto the white cardboard. You may want to help control how much paint is used, because it will not take a lot.

Let the children toss the golf balls in and then tip, tilt, jiggle, and shake the box back and forth and let the golf balls do their thing. They can jump and bounce around while shaking the box back and forth while watching the golf balls make tracks through the paint. Encourage the children to cheer each other on and have fun while they are creating beautiful works of art.

Source: <https://happyhooligans.ca/painting-fall-colours-with-golf-balls/>



OUR FALL NATURE TREE

While outside, take a nature walk. Have children hunt for and collect natural science items from outside such as fall colored leaves, thistles, acorns, small pinecones, tree bark, kookaburras, small sticks, small branches, etc. Bring items into the classroom.

This could also be done at home to encourage family engagement. Ask parents to take their children on a family nature walk at home and hunt for and discuss fall nature items. Ask parents to bring the nature items they find to school.

Create a tree shape from sturdy cardboard. Discuss the natural science items. Using an adhesive, have the children paste the items on the tree.

Use this time to introduce the name of the items. Discuss the texture and characteristics of the items as well. Classify/sort the items by similar characteristics. This can be an open ended activity for art, language and science as the children come to work in the art center.

Ensure that the tree is kept in an area where it can dry. Hang the tree display in the classroom. As a follow up activity, ask children that are working in the area where the tree is hanging if they can recall the name of an item. Label the items with the names that the children use to classify them. Ensure all items are labeled over time.

*This activity can be completed by several children over an extended amount of time.

Did you know over 20,000 people shop for child care and summer camps on DECAL's website every month? If you're a child care provider, update your profile on <https://decalkoala.com/> TODAY to make sure you're putting your best foot forward!

New Professional Learning Opportunities

We realize that while face-to-face training may be great for some, for others it's difficult to find time in your schedule to attend these learning opportunities. For this reason, we have created some additional professional learning opportunities in various formats for you to try out. Read below to discover some of the various methods we have created for you. See something you like? Watch our training calendar on the website for availability (see page 10 for how to register).

Independent Instruction Courses

These trainings consist of reading and completing assignments on your own time. In these classes, assignments will need to be turned in to obtain a certificate.

Training titles to look for include:

- Language Development: Listen, Talk and Read
- Language Development: Math and Science

Hybrid Courses

These trainings can have a combination of learning platforms, including visiting online resource websites, independent readings and assignments, and planning, implementing and assessing improvement projects in participant's classrooms. In these classes, assignments will need to be turned in to obtain a certificate.

- Identifying and Improving Simple Interactions

Virtual Training Courses

These trainings utilize online learning platforms to bring participants together virtually in real-time for a virtual classroom experience. Participants need camera and audio capabilities to participate.

- Setting the Stage: Promoting Positive Behaviors
- "A" is for Access

We need your help!

Please help us ensure accurate reporting by learning the legal name of the program with which you are employed. When signing in at our trainings, please use this name on the attendance sheets.

Thank you!

For information about starting a Family Child Care and LOMs:

<http://decal.ga.gov/CCS/FamilyChildCareLearningHome.aspx>

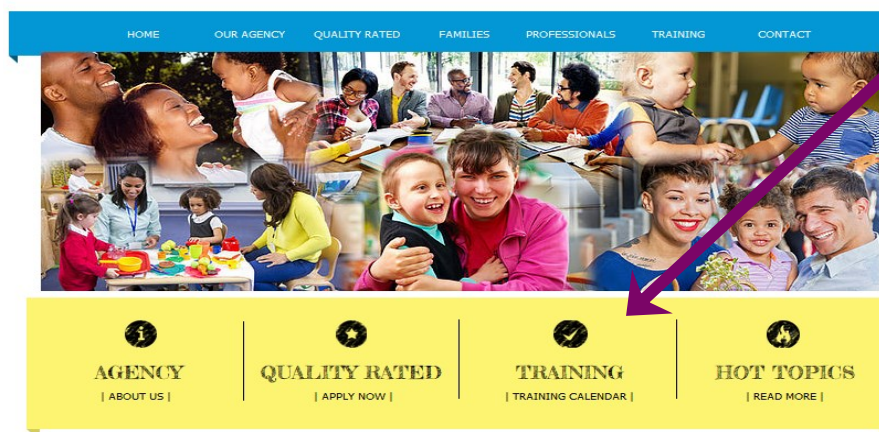
For information about Child Care Centers and LOMs:

<http://decal.ga.gov/CCS/ChildCareLearningCenter.aspx>

How to Register for Trainings

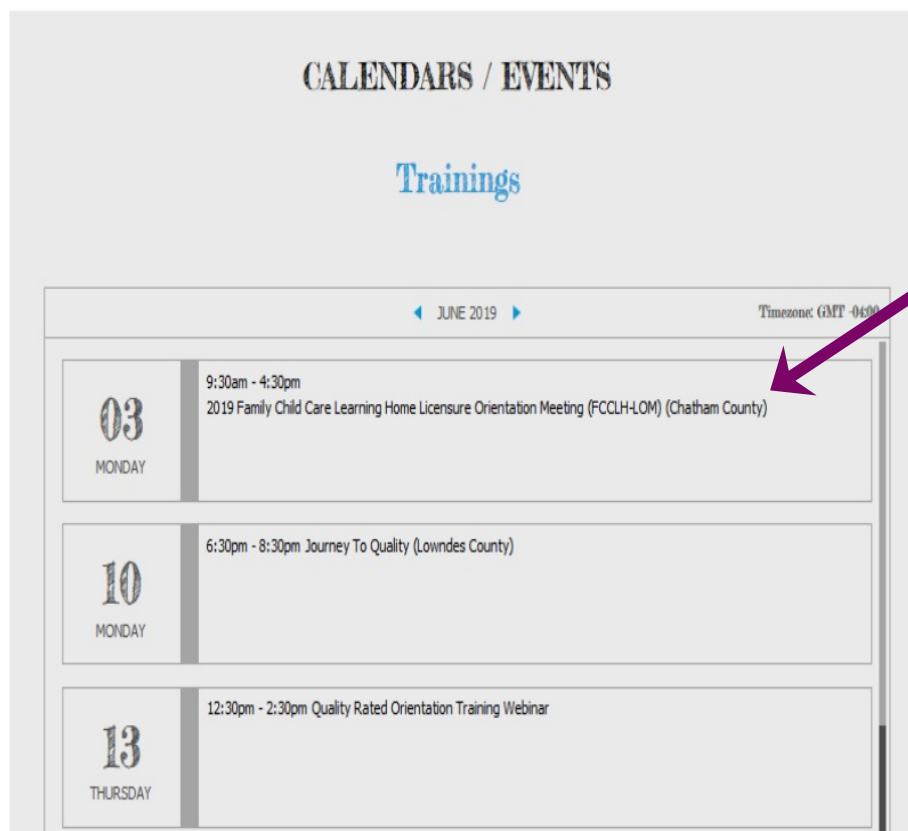
Go to: www.ccrrofsoutheastga.org

On the home page, scroll down until you see the quick menu.



Click on the *Training Calendar* link.

From there, you will be redirected to the Calendars/ Events page.



To register for all other trainings, please click on the time and title of the training you are interested in. The details screen will pop up with the link to GaPDS to register for the training.

Upcoming Trainings

DATE	TIME	CLASS	LOCATION
ONGOING	Hybrid Format(5 Hours of BFTS Approved Credit)	Identifying and Improving Simple Interactions	Hybrid (online and in own program) *Email kgoetz@savannahtech.edu to register
November 6, 2019	12:00-2:00 P.M.	Characteristics of Quality Interactions with School-Age Children	Savannah Technical College- Crossroads Campus 190 Crossroads Parkway Savannah, GA 31407
November 6, 2019	6:30-8:30 P.M.	Journey to Quality	Savannah Technical College- Savannah Campus 5717 White Bluff Road Savannah, GA 31405
November 18, 2019	6:00-8:00 P.M.	"A" is for Access	Virtual Webinar Via Zoom Platform
December 10, 2019	6:30-8:30 P.M.	Setting the Stage: Promoting Positive Behaviors	Virtual Webinar Via Zoom Platform
December 16, 2019	6:00-8:00 P.M.	"A" is for Access	Virtual Webinar Via Zoom Platform

Additional Upcoming Events

DATE	EVENT	INFORMATION	LOCATION
November 8-9, 2019	LEAD! Conference	https://www.earlylearningleaders.org/events-pages/calendar-list/#!event/2019/11/8/lead-regional-training-event	Savannah Technical College- Crossroads Campus 190 Crossroads Pkwy. Savannah, GA 31407
January 25, 2020	Southern Conference on Children	scoc@georgiasouthern.edu https://academics.georgiasouthern.edu/ce/conferences/scoc/	Georgia Southern University 1332 Southern Dr. Statesboro, GA 30458
February 22, 2020	GAEYC Infant/Toddler Conference	www.gaeyc.net	The Little School of Savannah Country Day 824 Stillwood Dr. Savannah, GA 31419

Childcare Resource & Referral of Southeast Georgia
at Savannah Technical College
190 Crossroads Parkway
Savannah, GA 31407
www.ccrrofsoutheastga.org
Telephone: 912.443.3011
Toll Free: 1.877.935.7575
Email: ccrr5@savannahtech.edu

Dana Driggers Assistant Director of Operations 912.667.4563	Melissa Cole Executive Director 912.443.3016	Terenia Moody Assistant Director of Operations 912.433.9482
Jenna Tucker Fiscal Coordinator 912.443.5080	Rachale LaVoie Community Outreach Coordinator 912.443.3383	Johnnye Rogers Community Engagement Specialist 912.443.3384
Kristin Goetz Professional Learning Manager 912.443.3381	Monica Natoli PLC Coordinator 912.677.3517	Pam Scalf PLC Coordinator 912.663.0100
Cynthia Akins Technical Assistance Manager 912.655.6682	Jeneine Barlow Technical Assistance Manager 912.704.8192	Jennifer McMichael Technical Assistance Manager 912.659.7454
Allison Wall Technical Assistance Manager 912.433.9577	Mandy Roe Technical Assistance Coordinator 912.663.0137	Sheila Booker Technical Assistance Coordinator
Linda Reed Technical Assistance Coordinator	Jessica Boshuizen Technical Assistance Coordinator 912.650.3937	Cindy Beecher Technical Assistance Coordinator 912.663.0218
Linda Taylor Technical Assistance Coordinator 912.433.1116	Cathy Hawes Technical Assistance Coordinator 912.663.1762	Letty Kinslow Technical Assistance Coordinator 912.659.6663
Becky Lehto Technical Assistance Coordinator 912.650.1303	Shelly Lawson Technical Assistance Coordinator 912.650.1777	Rosalind Neal Technical Assistance Coordinator 912.433.0461
Cantina Gandy Technical Assistance Coordinator 912.655.8143		Stephanie Rozier Technical Assistance Coordinator 912.433.0462



Follow Us

